Arwachin World School
Bhopura
Holiday Homework
Session 2022-23 / Pre School

Dear Parents

Summer Vacation is a time to have fun, frolic, going for picnics, exploring new places and watching your favorite cartoon.

Summer, Summer Summer,

Summer, Is almost here,
Time for fun,
And learning gear.

Trips to the beach,
Are no more here,
It's family time,

Summer,Summer,
Is almost here,
I can hardly wait,
Everybody just CHEER!

LEARNING BY DOING

- Practice tying shoe laces and buttoning up your shirt.
- Keep your room clean and well organized.
- Help your parents with daily chores.
- Give water to birds daily.
- Plant a tree and nurture it.

WATCH EDUCATIONAL PROGRAMMES ON TELEVISION:

Suggested Channels • Discovery Kids • Animal Planet

BEST OUT OF WASTE

Make two useful things using waste material.
Egs: Pen Holder, Photo Frame, Scenery etc.

FOR CHILDREN

- Get enough sleep and rest.
- Eat a balanced diet and play a lot.
- Play puzzle games as they improve concentration.

FOR PARENTS

- Free playtime with your ward should alternate with structured games. This will foster order, organization & physical fitness awareness.
- Assign a permanent workplace and a work time to your child. This will cultivate self discipline.
- Inculcate good manners, healthy habits, respect for others and animals too.
- Never compare or criticize your child. It will stunt their confidence & self esteem.

- Converse in simple English with your children to increase their vocabulary.
- Teach them the lesson of GIVING.

CULTIVATE MANNERS

Remember the 4 magic words!
PLEASE, THANK YOU, SORRY and EXCUSE ME.
Make them the part of your personality.

Non fire cooking

So much learning happens when we cook with kids…

- Sensory-hands on feeling and manipulating the dough through the senses.
- Fine motor skills-strengthening little muscles through manipulation and moulding the cookie dough.
- Hand and eye coordination - watching and doing and coordinating these actions.
- Language development- cooking is a social activity requiring speaking and listening, also developing vocabulary.
- Self-esteem- a sense of pride and achievement.

So, lets go on to trying some yummy recipes…..

1. Lemonade :-

Ingredients

- 5 lemons
- 1/2 cup sugar
- 3 cups water
- Ice Lemon slices, for serving Instructions:

Help your children to cut the lemons in half. Squeeze the juice from the lemons into a bowl and pour through a strainer to remove seeds. Add the sugar and water to the lemon juice and stir until the sugar is completely dissolved. Put the lemonade in the fridge to chill. Serve with ice and lemon slices.

2. Veggie faces :-

Kids think this is super fun! They love the freedom to make hilarious veggie faces in the most creative ways they can imagine! Lunch just met up with the best messy art project ever - what kid can resist that?!?

It's the perfect way to introduce them to shapes, textures and flavors of new vegetables in a totally non-stressful, no pressure way.

Instruction:

Children may create funny faces using ingredients such as chapati, curd/butter/cheese spread as dressing, veggies and sprouts. You may take reference from the pictures attached. Let them be creative.

ART ATTACK

Make a very good use of waste plastic bottle by planting a sapling on it. You have to sapling of MONEY PLANT or TULSI only.

https://youtu.be/OJJvghf1E7A

SUBJECT – ENGLISH

Learn the Phonic Sounds of letters A to Z.

https://youtu.be/WP1blVh1ZQM

A – ए	**B- ब**	**C –क**	**D-ड**
E - ऐ	**F - फ**	**G - ग**	**H- ह**
I – इ	**J - ज**	**K - क**	**L- ल**
M - म	**N - न**	**O - ओ**	**P - प**
Q - क्व	**R - र**	**S - स**	**T – ट**

U - अ V – व W - व्ह X-एक्स

Y – य Z – ज़

- **Learn A to Z alphabets with pictures Daily.**
- **Learn rhymes.**
- **Learn Self introduction.**

- **FUN WITH LETTERS**

Complete the pattern and paste watermelon and muskmelon seeds.

{Do this work on A4 size sheet}

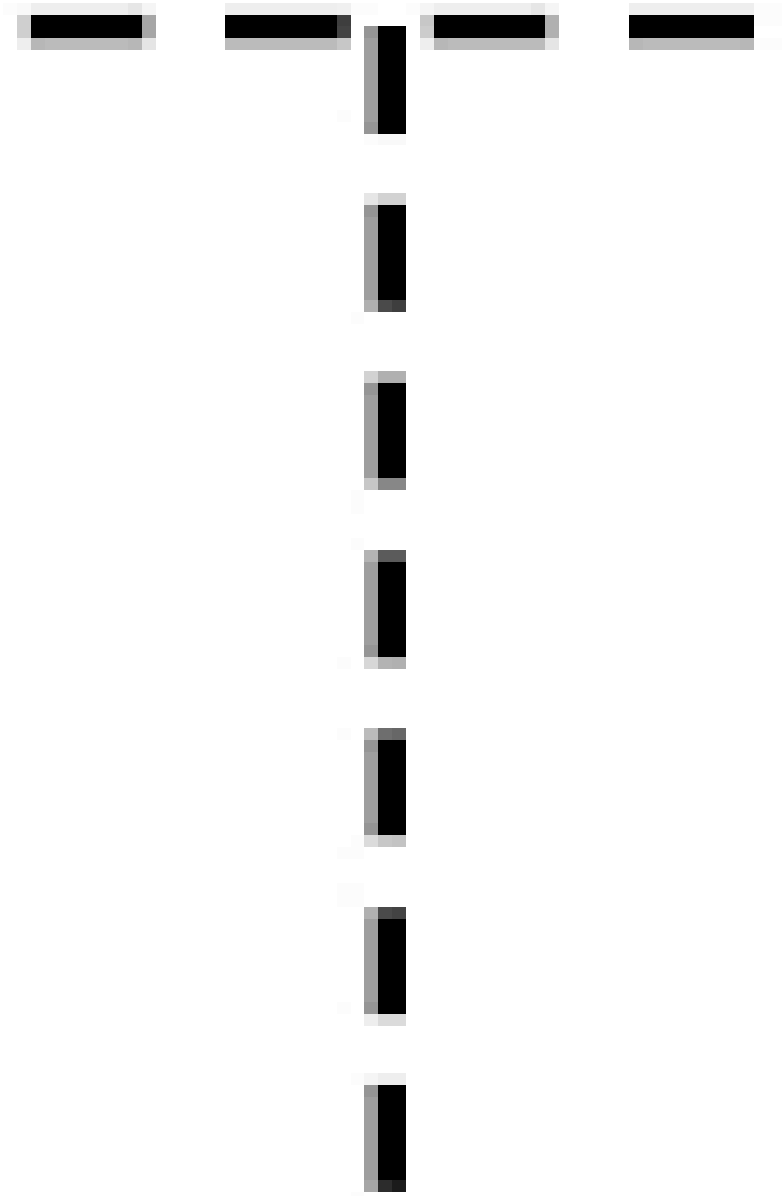



SUBJECT – MATHS

NUMBER REVIEW

Do as directed.

- **Colour 1 flower**



- **Colour 4 balloons**

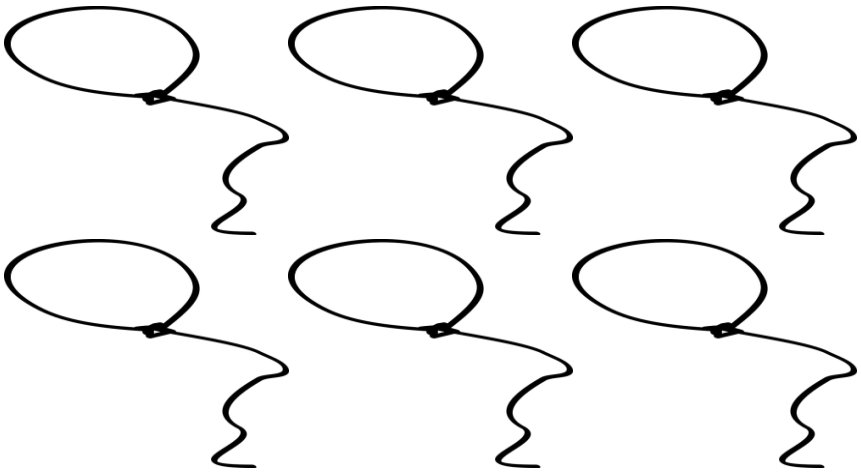

- **Colour 7 fishes**



- **Learn Serial counting 1 to 30.**

- **Color the one that is Big.**





- **Colour and decorate the given picture with stars, beads, glitters etc.**



Bye Bye
Enjoy Holidays