



Arwachin World School

Summer Holiday Homework

Session 2021-22

Class - Pre Primary



Summer is messy,

Summer is fun,

Trips to the beach,

In the hot, hot Sun,

Let's give summer,

A big fat cheer!

Summer is the best time of the year

Dear Parents

Vacations are the most appropriate time for kids to refresh and rejuvenate themselves, to be creative, to learn new skills and performance more enthusiastically. Children have ample energy

which should be channelized in the right direction to get the best out of them. We have designed holiday homework, keeping this in mind. It will build their confidence and new skills.

Guidelines for Parents:

1. Holidays homework should be done by the child, under parental guidance.
2. The child should have a fixed time daily, for doing the assignments.
3. Nurture your child's interest – be it art, music, dance or anything else.
4. Let him/her pursue a hobby of his /her own choice.
5. Please train your child to become independent in his daily chores.

Involve child at home in the following tasks –

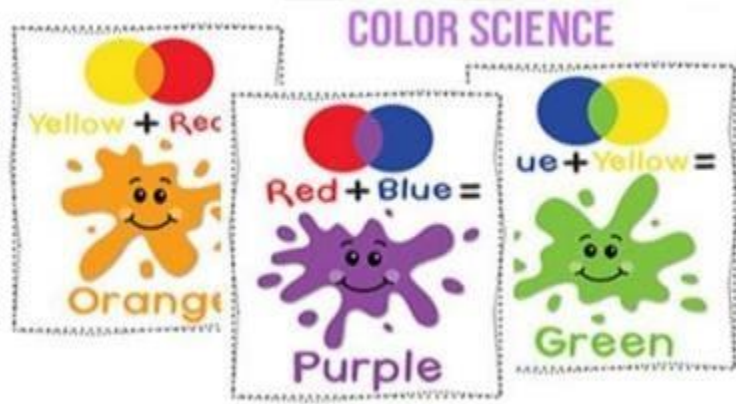
1. Help to keep the house clean- clear toys, books or craft after they finish playing.
2. Help your mother to set and clear the dinning the table.
3. Remember to converse in English.
4. Be polite while speaking and talk softly.

To enhance children's creativity and innovation for the progressive learning. Help your child to do the following:

- Morning Blessings: Help your child inculcate good habits like doing "Surya Pranam"& encourage him/her to greet all elders in the morning.
- Fun in Knowing: Tell the child about your childhood, share incidents from the past and show him/her old family albums. This will strengthen the bond between you and your child.
- Fun with Books: Read English and Hindi stories to your child with morals.
- Fun with family: Make use of these holidays and spend quality time together as a family and make your child feel special.
- Help your child in learning how to open and close his/her water bottle, lunch box, and school bag. HOLIDAYS.... FUN TIME..... PARTY TIME !!

FUN WITH COLORS –

Let the child know that by mixing colours they can make new colours. Let him/her try mixing of different colour.



Note:- Remember to share your fun moments with us, click your pictures as a LITTLE ARTIST.

हिन्दी

वर्णमाला – स्वर/व्यंजन

चित्र देखकर उसके नाम के पहले वर्ण से रेखा खींचकर मिलाओ –

ग



व



त



प



क



घ



ख



ब




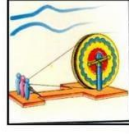

ड



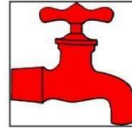
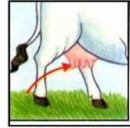
छ



चित्रों और वर्णों (स्वर) को मिलाओ और चित्र के नीचे सही वर्ण लिखो :-



ग	च	छ	ख	क
---	---	---	---	---




थ	घ	झ	न	ज
---	---	---	---	---

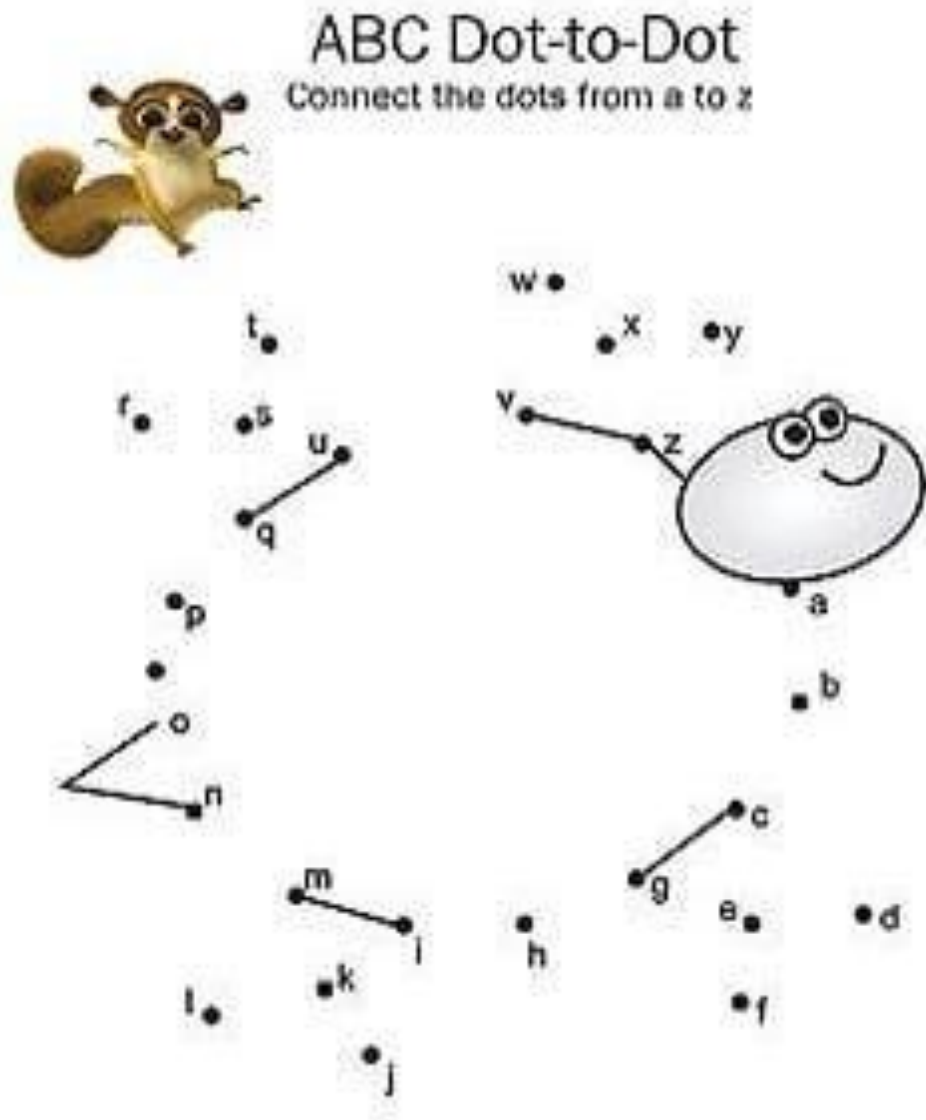
English

Follow the ABC's

Do you know the order of the alphabet? Practice by following the right letters to get to the end of this alphabet maze!

Here's a tip: Try singing the letters out loud while you go.



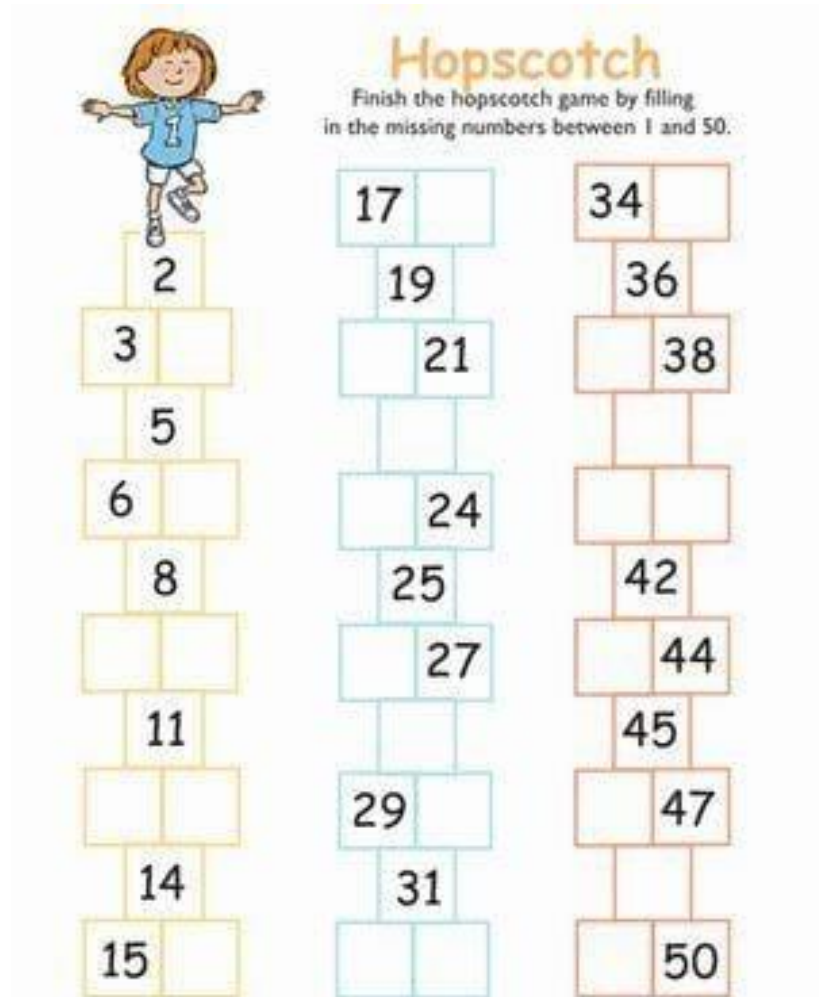


- Make a Flash cards of Alphabets from Aa to Zz with Pop sickle Sticks.



Maths

- Make a beautiful chart on Count and Write from 1 to 50.



EV.S

FUN WITH FLASH CARDS

Learning through flash cards is fun. Flash cards are effective memory-aid tools that can help students learn quickly. So pick up colorful chart papers, make flash cards and get them laminated. 4 different flash cards of Fruits and Vegetables (each) to be made by every child. The size of the flash card should be 6”inch x 6”inch

My Special Day with DAD

“Father’s Day Sunday ,20 June 2021”



“My Dad is so special, he is strong and smart,

That is why I love him so with all my little heart!! Happy Father’s Day!!”

Fun Activity with Dad:- Make Watermelon Popsicles (Chuski)



Ingredients.

- 1 glass watermelon juice
- 1/2 Lemon juice
- Sugar powder, (if required)

How to make Watermelon Popsicles (Chuski)



- Remove seeds from the watermelon and grind to extract its juice and sieve it.
- Add lemon juice to it and mix well.
- Add sugar powder (if required).
- Mix and pour in kulfi moulds.
- Freeze for at least 3 hours and it is ready.

Note:- Remember to share your fun moments with us, click your pictures as a LITTLE ARTIST.

