

**ARWACHIN WORLD SCHOOL**  
**HOLIDAY HOMEWORK (2022-23)**  
**CLASS-1<sup>ST</sup>**

*Dear Parents*

*Let's try something amazing this vacation*

- *Encourage your child to converse in English*
- *Make your child join a new activity (ART, DANCE, SPORT ACADEMY)*
- *Help your child revise every work done so far.*

*Dear Children*

*Summer Vacation is a time full of fun games and activity. With that there are a lot of other things which you can do. For that we have planned some interesting work and activities to make your summer full of creativity.*

*Have a great Summer Vacation*





## ENGLISH

Neel and his family

1. Read the Lesson and make two Flash Cards using two Naming Words of your choice from the book on a (10/10 cm size) pastel sheet.

2. Paste a picture of a market in the English notebook and write the names of ten things that you would like to buy for your summer break.

### SUGGESTED ACTIVITIES

1. Write one page everyday in a separate 4 lined thin notebook to increase writing speed.



## हिन्दी



क) दी गई कार्य पत्रिका को पूरा करके अपनी हिन्दी कॉपी में चिपकाएँ।

ख) सभी चित्रों में रंग भरिए।

ग) अभिभावकों की सहायता से 'इ' और 'ई' की मात्रा के शब्दों के चित्र

Activity copy में चिपकाएँ या बनाएँ।




## MATHS

1. Revise all the concept done till date in Book and Notebook.

2. Revise table of 2 and 3.
3. Learn counting (1-200) and backward counting (100-1).
4. Practice number names 1-20.



## E.V.S



### SUGGESTED ACTIVITIES

- a) Exercise daily to keep yourself healthy and fit.
- b) Make any outdoor activity your hobby. (For example: Skating, Swimming, Dance, Cricket, etc.)
- c) Plant one tree.
























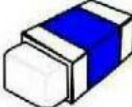
### Activity

1. Make a beautiful bookmark using any of the two sense organs on a (10/3 cm size) pastel sheet.
2. Complete the worksheet and paste it in your notebook.






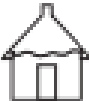













# a / an

- |    |   |                  |    |  |               |
|----|---|------------------|----|--|---------------|
| 1  |    | ..... orange     | 13 |    | ..... igloo   |
| 2  |    | ..... apple      | 14 |     | ..... giraffe |
| 3  |    | ..... umbrella   | 15 |    | ..... banana  |
| 4  |    | ..... rabbit     | 16 |     | ..... uncle   |
| 5  |    | ..... bus        | 17 |     | ..... flower  |
| 6  |   | ..... university | 18 |    | ..... ear     |
| 7  |  | ..... desk       | 19 |  | ..... bear    |
| 8  |  | ..... elephant   | 20 |   | ..... ring    |
| 9  |  | ..... sheep      | 21 |   | ..... arm     |
| 10 |  | ..... lemon      | 22 |   | ..... farmer  |
| 11 |  | ..... egg        | 23 |   | ..... eye     |
| 12 |  | ..... uniform    | 24 |  | ..... eraser  |

100	101		103			106			109
110					115				119
120			123				127		
	131					136			139
140									149
		152						158	
	161			164			167		
		172						178	
180				184					189
					195				199

Count each object in the picture and write its numeral and number name. Colour the picture.



	<input type="text" value="4"/>	Four			<input type="text"/>	
	<input type="text"/>				<input type="text"/>	
	<input type="text"/>				<input type="text"/>	
	<input type="text"/>				<input type="text"/>	
	<input type="text"/>				<input type="text"/>	
	<input type="text"/>				<input type="text"/>	
	<input type="text"/>				<input type="text"/>	



# EVS ACITVITY-1

## ALL ABOUT

I am  years old  
I Live with

My Friends Are

I like to watch

Favorite activities

My Favorite:

COLOR:

FOOD:

ANIMAL:

BOOKS:

I am good at

When I grow up  
I want to be...

जोड़ कर शब्द पूरे करो-



---

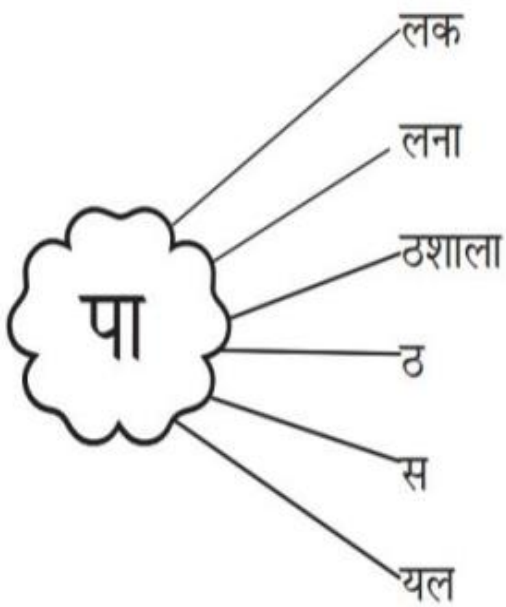
---

---

---

---

---



---

---

---

---

---

---

आ की मात्रा लगाकर शब्द पूरे करो और  
चित्र में रंग भरो।

गड़-गड़, गड़-गड़ ब-दल आ-य  
ब-दल आ-य, जल भर ला-य।  
क-ल क-ल ब-दल छ-य  
छम-छम, छम-छम जल बरस-य।



## **ART & CRAFT-**

**MY ART BOOK- COMPLETE PG. NO. 7 TO 10**

**ART & CRAFT BOOK- COMPLETE PG. NO. 10 TO 15**

**ACTIVITY- STONE PAINTING**

**MATERIAL REQUIRED**

**FLAT ROCK**

**ACRYLIC COLOURS**

**YOUTUBE LINK- [https://youtube.be/yL\\_AwJ3KiSM](https://youtube.be/yL_AwJ3KiSM)**

## **ART INTEGRATED ACTIVITIES**

### **ENGLISH-**

- 1. PASTE PICTURES OF DIFFERENT ACTIVITIES THAT YOU ENJOY DOING WITH YOUR FAMILY IN ACTIVITY NOTEBOOK.**
- 2. PASTE 10-10 PICTURES OF CH AND SH SOUNDS WORDS IN ACTIVITY NOTEBOOK.**

### **EVS-**

**DRAW OR PASTE 5 PICTURES OF THE THINGS WE USE TO KEEP OURSELVES CLEAN IN ACTIVITY NOTEBOOK.**

### **MATHS-**

**MAKE ONE FLOWER AND WRITE TABLE OF 3 IN THE PATELS AND PASTE IN ACTIVITY NOTEBOOK.**

**## PASTE ALL THE WORKSHEETS IN RESPECTIVE SUBJECTS' NOTEBOOKS.##**