

*Arwachin world
school Bhopura
Class: pre primary
session : 2022-23
Summer Holiday
Homework*



SUMMER HOLIDAYS

Days of fun
Now not in a bun
Summer holidays are pleasure
And the children's treasure
It's the glory
Of visiting a fairy



We can stroll here and there
We can roll here and there
We can sleep when we want
And the exams never haunt
We have time to see the flowers
And observe each star
A variety of greens
Is also seen

The trees are all dressed
In color which match best
The birds are flying here and there
Something in their beak, is it a
pear?
The summer holidays come full of
light
Long days and short nights





Dear Parents,

Summer vacation is a welcome break....Break from fixed schedules, rules and regulations of the school. Freedom brings more responsibility, so keeping this in mind; we have planned most of the activities to keep our children engaged and also help them in channelizing their energies. Kindly help and guide your child in completing his /her work and also exploring his creative self. Submit the given homework in a folder with clearly mentioned name, class and section. It would be wonderful if the children themselves decorate the folders with their tiny hands. Happy Holidays! Have fun with your little one!

Regards Class Teacher

HOW INDEPENDENT CAN I BECOME?

Make your child more independent by teaching him or her various activities like: -Buttoning and unbuttoning the shirt .

- Laying the table.
- Folding mats and clothes.
- Arranging their toy shelf.
- Learning to wear shoes and socks.
- Learning how to zip their school bag and their uniform.(shorts)
- Sorting and pairing household items.

GOOD MANNERS

Good manners and good habits are lifelong assets and they should be practiced until they become habit. Revise the four magical words: PLEASE, SORRY, THANK YOU and EXCUSE ME which we have learned as the part of basics of good manners .Make these four magical words a habit and see the difference.

FUN WITH READING AND STORY NARRATION

Books are the chief medium of imparting knowledge and education to the kids. The books are the window to their perfect understanding of different topics. To enhance their knowledge and reading skills make your child learn any one story. Remember to bring the book to school on 11th July, 2016 and narrate the story to your friends. To make your story more interesting you can make your own puppets with old bottles, cartoons, ribbons, buttons etc... Best narrator will be awarded.

HYGIENE

- Brush your teeth twice a day.
- Trim your nails often.
- Do not waste water and electricity.
- Keep your surroundings and environment clean.
- It is a bad habit to throw things out of the windows, car or balcony.



SCRAP BOOK : LETS EXPLORE NATURE

Cut and paste the pictures related to the Cursive alphabets a-z. Paste at least three pictures related to each alphabet.

FUN ACTIVITIES

1. Go out with your family and learn some traffic rules or signs.
2. Count to 100
3. Practice tying your shoes laces
4. Help your mom in cleaning things.
5. Become the host of the house.
6. Make a call to your cousin
7. Go to the garden with your friend and explore the names of the ride
8. Make a card for your father.
9. Help your Parents in gardening.
10. See what floats or sinks in the bath tub.
11. Try to shampoo your hair independently.
12. Help your mother in filling water bottles.
13. Revise reverse counting 10-0 on stairs.
14. Help your mother in serving.


STUDY TIME

- **English- Write Aa to Zz (5 times) in school notebook.**
- **Hindi – अ से ज्ञ (स्वर और व्यंजन) in hindi school notebook.**
- **Maths – write counting 1 to 80 in maths notebook.**

All the work must be done in school notebooks.


Remind kids that summer time fun goes hand in hand with healthy eating and being active. Encourage you child to develop reading habit. Encourage your child to go outdoors rather than being a couch potato.

Communication skills play a pivotal role in grooming overall personality. Converse regularly with your child in English.




Worksheets must be
done in worksheet
notebook.

Colour the picture beautifully.



Colour the fish with finger printing and colour the remaining part.



Hindi worksheet

चित्र का सही वर्ण को ढूँढ कर गोला बनाओ



आ अ ऊ इ



इ ई ऊ ई



उ ऊ ई ई



आ उ इ उ



ऊ अ ऊ ई


















ऊ अ आ अ

English worksheet

Missing Letters

Have your child say the alphabet out loud, That fill in the missing letters.

Maths worksheet

HOW MANY?



1 2 3 4 5



1 2 3 4 5



1 2 3 4 5



1 2 3 4 5



1 2 3 4 5



1 2 3 4 5

Activity time

Activity for best out of wate....

Roll no_- 1 to 8 will make pen stand .

Roll no- 9 to 16 will make photo collage or photo frames .

Roll no- 17- 24 will make wall hangings.

Roll no- 25 to 33 will make charts of

25- alphabets

26 numbers

27 fruits

28 flowers

29 vegetables.

30 animals

31 colours.

32 Birds

33 parts of body .