

# Arwachin World School

## Session 2022-23


### Class 8th:

## Holiday Homework





**Dear Parents, summer vacation is a time for the children to enjoy and relax these days are precious unvaluable and can be made most from if judiciously used.**



**Let's try something amazing these vacations:**

- \*Encourage your child to converse in English**
- \*Make your child to join new activities.**
- \*Help your child revised every work done so far.**

## **ENGLISH:**

### **A. Prepare 5 words wall of 20 difficult words that you read from the stories/poem**

From your literature reader of the lesson 1 to 5 (as Extended Reading). Do it in Course book notebook

**B. Newspaper Activity:** Pick out two words from the newspaper everyday. Make your own vocabulary notebook. Write their meaning also.

**Note:** cover, content and its presentation all will be answered. (Use small thin notebook only)

**C.** Create 2 slogans of your own which focus on conservation of our environment. (Art integrated activity-English and science) Use A3 size sheet (Instruction given in science holiday homework)

**D.** Read and learn the chapters so far.

**E.** Do the following worksheet in your grammar notebook:

**Q1 Fill in the blanks with the right form of Simple Present Tense of the verbs in the given brackets.**

- 1) Where does your uncle ----- . (live)
- 2) I never ----- my time during exam days. (Waste)
- 3) The boat ----- the island at around 12 noon. (reach)
- 4) All the members in our family ----- KBC on satellite television. (watch)

5) Lions never ----- grass. (eat)

**Q2 Fill in the blanks in the following sentences using the verbs given in brackets in the Present Continuous Tense .**

- 1) They-----the TV now.(watch)
- 2) The train -----the platform. (Leave)
- 3) Why -----their fields today?(the farmers, not plough)
- 4) What -----these days?(you, do)
- 5) I -----any letter today.(not write)

**Q3 Fill in the blanks with the right form of Present Perfect Tense of the verbs in the given brackets.**

- 1) My Dad ----- (board) the airplane from New York to New Delhi.
- 2) Geet and I ----- (buy, already) the tickets for next week's concert.
- 3) I -----not received (not receive) my magazine yet
- 4) My sister -----(never, enjoy) rollercoaster ride.
- 5) I -----(just, meet) my cousin from Canada.

**Q4 Fill in the blanks using the verbs given in brackets in the Present Perfect Tense .**

1. Smt Madhuri Sen -----the school for ten years. (serve)
2. The children -----TV since 4 o'clock (watch)
3. He----- for new job for about a month.(search)

4.His uncle-----in England since 1990.(live)

5. The burglars -----to get into the house for two hours.  
(try)

NOTE: Revise complete Past tense and Future tense done in the previous class.

All the above work will be assessed in the parameters. (content, timely submission,creativity,presentation,accuracy)

## हिन्दी:

- पाठक पुस्तक में तिथि के साथ दैनिक एक पृष्ठ हिन्दी हस्तलेखन।
- नूतन पुस्तक में अध्याय 3, 4, 5 पढ़ें।
- व्याकरण की किताब में अध्याय 3, 4, 5 पढ़ें..
- पुराने वर्ग के काम को रिविज़न करना।
- अपनी नोटबुक में प्रतिदिन कठिन शब्दों का अभ्यास करें।
- अष्टांग योग पर एक चार्ट बनाएं और सभी योग दिवसों की थीम तिथि के साथ लिखें।

नीचे दिए गए शब्दों का वर्ण विच्छेद करके  
अभ्यास करें-

1. ज्ञानी=.....
2. अँगना= .....
3. अपर्णा = .....
4. इंदु =.....
5. संसार=.....
6. स्वादिष्ट = .....
7. श्रीमान= .....
8. क्षत्रिय=.....
9. ऋषि = .....
10. ऐनक = .....
11. औरत = .....
12. कृपा =.....
13. खंड =.....
14. चंडी=.....
15. झगड़ा = .....

## **MATHS:**

1.Learn table 1 to 25

2.Revise Ch-1 and 2

3.Do practice 5 Questions daily from Together with Maths of chapter-1 and 2 in separate notebook.

4.Do activity 1 and 2 in your activity file and do it creatively.

5.Make a Colourful Chart on properties of Rational numbers.

6.Do the below given worksheet:



## Worksheet – 16

## Quadrilaterals

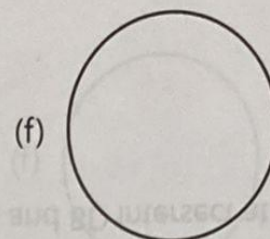
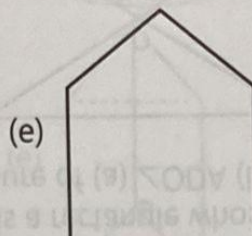
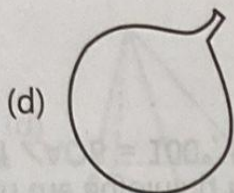
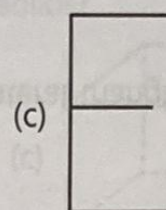
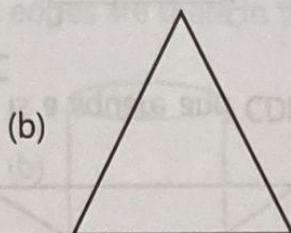

Name .....

Class .....

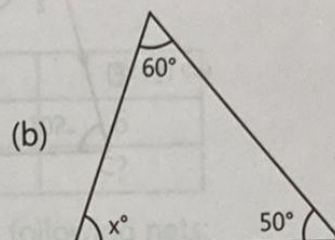
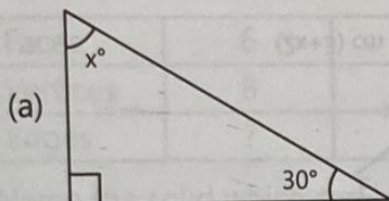
Sec. ....

Roll Number .....

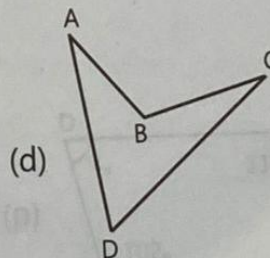
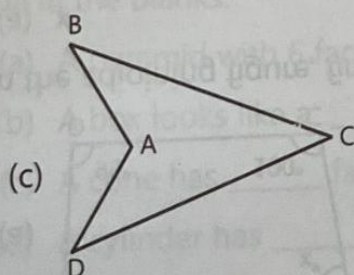
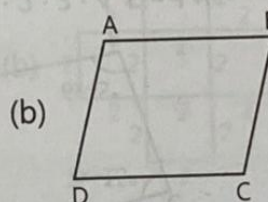
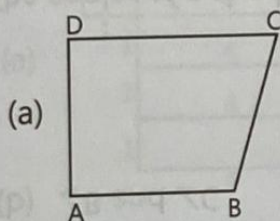
1. Classify the figures as open or closed curve.



2. Find the value of angle  $x$  in the following triangles.

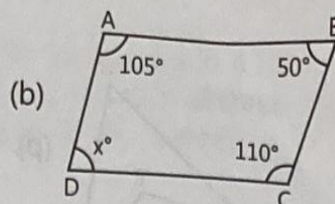
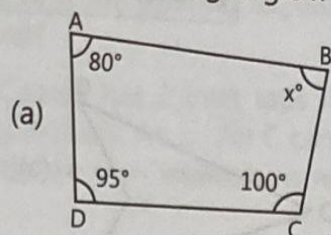


3. Which of the following quadrilaterals are convex and which are concave?



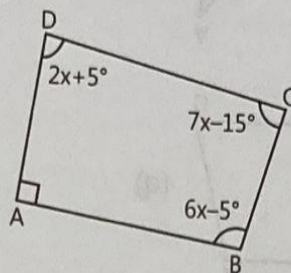


4. Find the missing angle  $x$  in the following quadrilaterals.

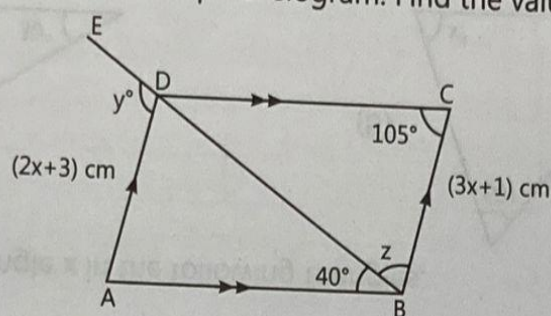


5. In the adjoining figure, find:

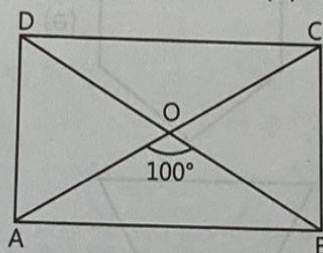
- (a)  $x$   
(b)  $\angle B$  and  $\angle C$



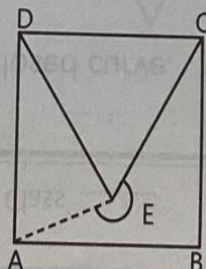
6. The angles of a quadrilateral are in the ratio  $1 : 2 : 3 : 4$ . Find the measure of each angle.  
7. In the adjoining figure, ABCD is a parallelogram. Find the values of  $x$ ,  $y$  and  $z$ .



8. In the adjoining figure, ABCD is a rectangle whose diagonals AC and BD intersect at O. If  $\angle AOB = 100^\circ$ , find the measure of (a)  $\angle ODA$  (b)  $\angle OCD$



9. In the adjoining figure, ABCD is a square and CDE is an equilateral triangle. Find (a)  $\angle AED$  (b)  $\angle EAB$  (c) reflex  $\angle AEC$



**SCIENCE:**(To be done in science Notebook)

Q1 What do you mean by thermoplastics? Give example

Q2 Write the characteristics of synthetic fibres

Q3 Describe nitrogen cycle in brief. With diagram.

Q4 How can we help to avoid the spread of malaria.

Q5 How sugar helps in preservation of jams, jellies etc.

Q6 UNSCRAMBLE:

ANORY

YESPOLTER

LOPMERY

ILOSS

RELYTEEN

VERIR

Q7 Write the process of crop production in proper order and in the form of flow chart.

Q8. Why it is not advisable to wear synthetic clothes while working in the kitchen. Explain

Q9 Why are the handles of utensils made of Bakelite?

Q10 How crop rotation enriches the soil. Justify your answer with reason

## **Art Integrated Activity**

1. Submit two slogans of your own choice which focus on a “Conservation of Environment” and works on A3 size sheet (content-calligraphy)
2. “Avoid plastic”. Make a poster on above topic on an A3 size sheet.
3. Plant a seed or plant of your own choice in a self decorated pot. Nurture it throughout your vacation and bring it/submit it to your class teacher after vacation.
4. Being Creative is an art which is hidden in all of us, so time has come to use it and design a piece of art out of the waste cloth pieces (e.g. table mat, cushion covers, hand bags, pouch, mobile cover etc)
5. Make a PPT on “conservation of Biodiversity”  
Minimum 10 slides.

## **SOCIAL STUDIES:**

- HISTORY: Read L – 2 and do Q. A, F, G, H & I in book.
- CIVICS: Read L – 2 and do Q. A, F & G in book.
- GEOGRAPHY: Read L – 2 and do Q. A, F, G & H in book.
- Make a PPT on any 5 animals that has been declared extinct in India. Give a detail information with pictures. ( Atleast 10 slides).
- Paste the pictures of all the given spices and write the below given details about them on A4 size pastel sheet. ( One spice on one sheet)



a) Spice name: \_\_\_\_\_ e) Usage: \_\_\_\_\_  
b) Scientific name: \_\_\_\_\_ f) Current rate in the



Market: \_\_\_\_\_

c) Grown in (states): \_\_\_\_\_g) Medicinal property:

d) Climate needed: \_\_\_\_\_

## History Worksheet: Colonisation in India

### Q. A) Choose the correct option:

1.) Which of the following was manufacturing town?

(a) Madurai

(b) Dacca

© Surat

(d) Agra

2.) Which of the following city was Not developed as Presidency city in colonial India?

(a) Agra

(b) Bombay

© Madras

(d) Calcutta

3.) How many Delhi Muslints migrated in 1947 partition of India?

(a) Over two-third of the Delhi Muslims

(b) Over one-third of the Delhi Muslims

© Over three-fourth of the Delhi Muslims

(d) None of the above

4.) Most of the migrants in Delhi were from

(a) Bengal

(b) Assam

© Punjab

(d) Rajasthan

5.) Which was NOT the new British Port in the late eighteenth century?

(a) Bombay

(b) Machlipatnam

© Madras

(d) Calcutta

6.) Which region was NOT de-urbanised in the 19<sup>th</sup> century?

(a) Machlipatnam

(b) Surat

© Seringapatam

(d) Bombay

7.) Which was NOT the place of East India Company's 'factories'?

(a) Calcutta

(b) Surat

© Madras

(d) Delhi

8.) When did the British gain control of Delhi?

(a) 1800

(b) 1803

(c) 1805

(d) 1810

**Q. B) State whether the statement is true/false:**

1. The British lived in white areas of the cities.
2. The British wanted Delhi to forget its Mughal past.
3. The Jama-Masjid was converted into Bakery by British.
4. In 1877, the Queen Victoria was recognised as the Empress of India.
5. Lahore gate improvement scheme was devised in the year 1905.

### **Civics Worksheet: UNDERSTANDING SECULARISM**

**Q. A) Fill ups:**

1. Pooja sthal of Hindus is .....
2. The form of prayer of ..... is Namaj.
3. .... is God of Muslim.
4. Holi is celebrated in the month of .....

5. MakkarSakranti is celebrated on ..... January every year.

6. Independence Day is ..... festival of India.

**Q. B) Match the following:**

Column A	Column B
(a) Hindu	(i) Religious festival
(b) Muslim	(ii) Pooja, Meditation
(c) Sikh	(iii) National Festival
(d) Diwali	(iv) Mecca, Madina
(e) Republic Day	(v) Golden Temple

**Q. C) State wheather the statement is true/false:**

1.) In Indian secularism the State is not strictly separate from religion.

2.) Wearing a pugri (turban) is central to a Sikh's religious practice.

3.) Government schools can promote any one religion.



4.) In Indian secularism, the State cannot intervene in religion.

5.) History provides us with many examples of discrimination, exclusion and persecution on the grounds of religion.

## संस्कृत

- अपनी नोटबुक में लता, बालिक और वृक्ष शब्द रूप लिखें और याद करें।
- लट् लकार भू, गम्, ्रकीड धातु रूप लिखें, लगं लकार, लृट् लकार, कर्ता के साथ लिखें।
- 1 से 100 तक की गिनती लिखें और और टिप्पणी पुस्तिका में लिखें।
- अध्याय 3, 4, 5 पढ़ें।
- कक्षा में कराए गए सभी कार्यों का रिवीजन करें।
- अपनी पुस्तक में से प्रतिदिन कठिन शब्दों का अभ्यास करें और टिप्पणी पुस्तिका में लिखने का अभ्यास करें।

अथोदत्तान् वाक्यांशान् संस्कृतेन लिखत।

- |                    |         |                   |         |
|--------------------|---------|-------------------|---------|
| (क) 1. गुरुओं को   | = ..... | 2. बालिकाओं को    | = ..... |
| 3. मुनि के लिए     | = ..... | 4. शिशु के लिए    | = ..... |
| 5. माता का         | = ..... | 6. नेता को        | = ..... |
| 7. छात्राओं द्वारा | = ..... | 8. छात्रों द्वारा | = ..... |
| 9. लताओं पर        | = ..... | 10. वृक्षों पर    | = ..... |

सञ्ज्ञातः अङ्कानां कृते पदानि चिनुत -

चतुःपञ्चाशत्	सप्तषष्टिः	द्वासप्ततिः	षडशीति
चतुर्नवतिः	सप्तनवति	पञ्चसप्ततिः	अष्टानवतिः

67 ----- 86 -----

98 ----- 97 -----

54 ----- 72 -----

94 ----- 75 -----

अधोलिखितेषु पदेषु प्रयुक्तां विभक्तिं वचनं च लिखत -

पदानि	विभक्तिः	वचनम्
यथा भ्रमणाय	चतुर्थीः	एकवचनम्
(क) वस्तूनि	-----	-----
(ख) प्लाटिकेन	-----	-----
(ग) विकीर्णानि	-----	-----
(घ) मसियष्ट्या	-----	-----
(ङ) स्यूतकेषु	-----	-----
(च) काष्ठपीठे	-----	-----
(छ) पृथिव्याम्	-----	-----

## FRENCH:

1. Make a brochure of the France tour.

Describe its monuments , visiting places , Food etc.

2. Learn and write how to use tous form .

3. Write different types of clothes used by men and women.

4. Solve this worksheet.

### Les verbes POUVOIR, VOULOIR, DEVOIR et SAVOIR

#### POUVOIR

Je peux  
Tu peux  
Il/Elle/On peut  
Nous pouvons  
Vous pouvez  
Ils/Elles

1. Les poissons \_\_\_\_\_ nager.
2. Je ne \_\_\_\_\_ pas travailler ici parce qu'il y a du bruit.
3. \_\_\_\_\_ - vous m'aider?
4. Il neige et on ne \_\_\_\_\_ pas sortir.
5. Pour aller à Marseille, nous \_\_\_\_\_ prendre le train.
6. Tu \_\_\_\_\_ rester chez moi ce week-end.
7. Nous \_\_\_\_\_ aller au cinéma ce soir.
8. Elles \_\_\_\_\_ jouer avec les poupées de ma fille.
9. Mon fils est puni et il ne \_\_\_\_\_ pas aller au parc.
10. Je \_\_\_\_\_ t'aider avec les devoirs de Français.

#### VOULOIR

Je veux  
Tu veux  
Il/Elle/On veut  
Nous voulons  
Vous voulez  
Ils/Elles veulent

1. Je \_\_\_\_\_ du chocolat.
2. Le bébé ne \_\_\_\_\_ pas dormir.
3. Les filles \_\_\_\_\_ acheter des vêtements.
4. On \_\_\_\_\_ prendre un verre.
5. Monsieur, vous \_\_\_\_\_ vous asseoir?
6. Les enfants \_\_\_\_\_ plus de jouets.
7. Ma mère \_\_\_\_\_ prendre un café.
8. Mon mari et moi \_\_\_\_\_ partir en vacances.
9. Tu ne \_\_\_\_\_ pas manger?
10. Chloé et Vincent \_\_\_\_\_ avoir un enfant.

#### DEVOIR

Je dois  
Tu dois  
Il/Elle/On doit  
Nous devons  
Vous devez  
Ils/Elles doivent

1. Je \_\_\_\_\_ étudier pour mon examen de Géographie.
2. Les étudiants \_\_\_\_\_ rendre les livres à la bibliothèque.
3. Marc \_\_\_\_\_ acheter un cadeau pour sa mère.
4. Théo et Laure \_\_\_\_\_ travailler ce week-end.
5. Christine et moi \_\_\_\_\_ faire les devoirs cet après-midi.
6. Mes amies \_\_\_\_\_ se lever tôt pendant la semaine.
7. Vous ne \_\_\_\_\_ pas écouter de la musique en classe.
8. Tu \_\_\_\_\_ prendre un taxi pour aller à la gare.
9. Mes parents et moi \_\_\_\_\_ déménager le mois prochain.
10. On ne \_\_\_\_\_ pas arriver en retard.

#### SAVOIR

Je sais  
Tu sais  
Il/Elle/On sait  
Nous savons  
Vous savez  
Ils/Elles savent

1. Vous \_\_\_\_\_ à quelle heure ça commence?
2. Juliette \_\_\_\_\_ parler cinq langues étrangères.
3. Je ne \_\_\_\_\_ pas quoi faire pendant les vacances d'été.
4. Ma petite fille \_\_\_\_\_ compter jusqu'à dix.
5. Amélie et toi \_\_\_\_\_ jouer de la guitare.
6. On \_\_\_\_\_ que tu es triste.
7. Mes amis \_\_\_\_\_ jouer aux cartes.
8. Notre prof de Français ne \_\_\_\_\_ pas parler espagnol.
9. Je \_\_\_\_\_ que tu es fâché avec moi.
10. Vous \_\_\_\_\_ où se trouve l'hôpital?

## COMPUTER:

**Q-1 Make a beautiful model of computer desktop using thermocol and colored sheets.**

**Q-2 Learn and revise chapter 1.**

**Image for refrence of model .**





## ART & CRAFT:

**Activity-** Make a Wall Hanging with the help of given YouTube link:-

<https://youtu.be/KllktGjo5PI>

Material Required:-

- Yellow pastel sheets ( chart paper size-2 )
- Red and black A4 size pastel sheet ( 1 each )
- Cardboard
- Fevicol
- Glue gun
- Black woolen thread
- White and red pearl for decoration.

**NOTE: kindly complete your HHW and submit on time, as it will be assessed.**

**HAPPY HOLIDAYS!**

**STAY HEALTHY  
AND SAFE.**



